



INTERIOR

Smartrobe

Simplicity &amp; Easy Fit

A sliding wardrobe door system, enabling you to carry through your chosen internal door theme.

#### Specifications & Sizes: (Sizes will vary from branch to branch)

Door Width	Track Size (Double Track Only)
2 x 410	800mm
2 x 460	900mm
2 x 510	1000mm
2 x 560	1100mm
2 x 610	1200mm
3 x 610	1800mm
4 x 610	2400mm
2 x 660	1300mm
3 x 660	1950mm
4 x 660	2600mm
2 x 710	1400mm
3 x 710	2100mm
4 x 710	2800mm
2 x 760	1500mm
3 x 760	2250mm
4 x 760	3000mm
2 x 810	1600mm
3 x 810	2400mm
4 x 810	3200mm
2 x 860	1700mm
3 x 860	2550mm
2 x 910	1800mm
3 x 910	2700mm


- The Smartrobe Door System is compatible with the following Door Ranges:



BASIC DOORS  
(refer to Page 18)



ACCENT RANGE  
(refer to Page 19)



HUMECRAFT  
(refer to Page 22)



MOULDED PANEL  
SMOOTH  
(refer to Page 20)



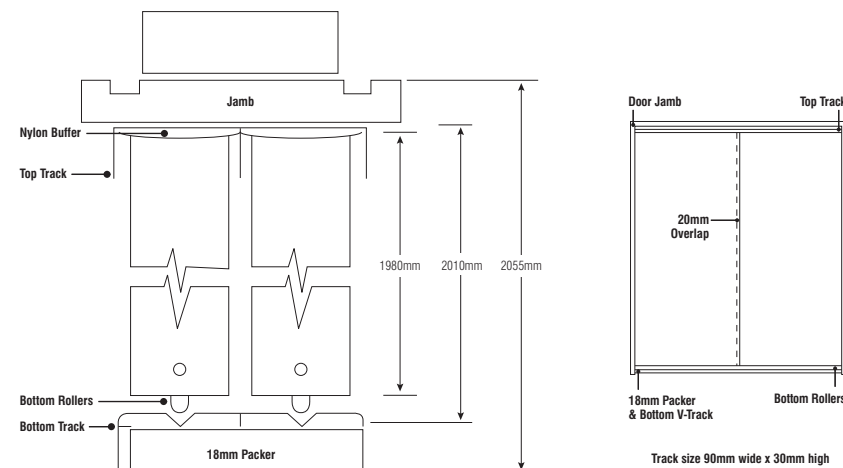
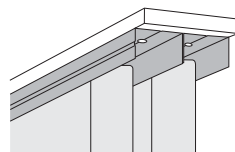
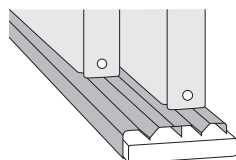
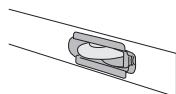
MOULDED PANEL  
WOODGRAIN  
(refer to Page 21)



SORRENTO  
(refer to Page 23)

- Available in two, three, or four door units. (Only available in Double Track)

- The system comes with powder coated aluminium top and bottom tracks and doors with heavy duty nylon wheels encased in steel assemblies for smooth operation.
- Track available in white or silver.



Smartrobe System: Full Mirror and Accent Interior: HAG4.